

## Key Features of the AlphaVision PC Family

- Higher resolution compared to other large LED boards featuring a 0.3" (7.6mm) pixel pitch.
- Rugged, NEMA 12 cases available in single-sided or double-sided models.
- Double-sided displays have a built-in 5 degree downward tilt, to reduce glare and improve visibility.
- Hundreds of sizes to choose from to fit every application and budget.
- Integrated Windows® 2000 operating system running on a Pentium processor allows customers to use existing software tools and applications seamlessly.
- Integrated Ethernet streamlines connectivity.
- The broadest range of safety and compliance certifications in the industry.

## Mechanical & Electrical Specifications

<b>Enclosure:</b>	-NEMA 12 heavy duty enclosure -Front door with non-glare, scratch resistant polycarbonate lens -Door is hinged on top for easy access -5 Degree downward tilt on double-sided models to reduce glare	<b>Agency Approvals:</b>	<b>North America</b> -US Emissions: FCC Part 15 Class A -US Safety – ANSI/UL 1950, Third Edition -Canadian Emissions: Industry Canada ICES-003, Class A -Canadian Safety: CAN/CSA C22.2 No. 950-95, Third Edition  <b>Europe</b> -Emissions: EN55022 (CISPR 22), Class A -Immunity: EN55024 -Harmonics/Flicker: IEC 61000-3-2, IEC 6100-3-3 -Safety: IEC60950: 1991 (plus amendment) -EN60950: 1992 + A1, A2, A3, A4 and A11 -CE marking on all models  <b>Australia/New Zealand</b> -Safety: AS/NZS 3260: 1996
<b>Display Boards:</b>	-Modular 32x16 pixel design -High resolution 0.3" (7.6mm) pitch tricolor pixels -High intensity LED displays -LED drive designed to insure long life and maximum display brightness		
<b>Power Circuit:</b>	-Auto-ranging universal input power (100-132VAC, 200-252VAC, 50/60Hz) -Built-in surge suppressors and EMI filters		
<b>Environment Characteristics:</b>	-Operating temperature: 0 to 50 degrees C -Humidity: 0% to 95% non-condensing -Built-in temperature sensing circuits to insure long, dependable operation		

## Processor Specifications

<b>Processor:</b>	Pentium class National Semiconductor® Geode™ GX1 300Mhz	<b>Expansion:</b>	CompactFlash socket, PC/104 bus, PCI slot
<b>Memory:</b>	-Flash: Intel Strata, 16MB maximum -SDRAM: 144-pin SODIMM socket, 256MB maximum -Cache 16k L1 write-back cache	<b>Sound:</b>	16-bit Soundblaster/Pro compatible interface
<b>Video:</b>	TFT flat panel and CRT XVGA, 1-4MB SDRAM video memory	<b>BIOS:</b>	Award BIOS (Millennium compliant)
<b>Drive Support:</b>	FDD, HDD, Silicon Disk in Flash, CompactFlash	<b>MBTF:</b>	90,000 Hours
<b>Network Support:</b>	10/100BaseT Ethernet via RJ-45	<b>LED Interface:</b>	PC104 High speed LED turbo interface card
<b>Serial &amp; I/O Ports:</b>	4 x 16550 fast serial ports; 3 x RS232, 1 x RS232/422/485, 2 x USB	<b>Hard Drive:</b>	20GB Rugged hard drive
<b>PC Peripheral Ports:</b>	Keyboard, mouse, LPT, GPIO	<b>Operating System:</b>	-Microsoft® Windows® 2000 -WinVNC remote network control -AVPC power-up utility -AVPC screen mapping utility

**ADAPTIVE**  
www.adaptivedisplays.com

Adaptive Micro Systems Inc. / 7840 N. 86th Street / Milwaukee, WI 53224  
1.800.558.7022 / Fax: 414.357.2029 / www.adaptivedisplays.com

Adaptive Micro Systems Europe / 25 rue Irène Joliot-Curie / 38320 Eybens, France  
+33 4 76 14 76 00 / Fax: +33 4 76 14 75 70

**ADAPTIVE**  
Adaptive Micro Systems LLC

# AlphaVision

## AlphaVision PC



## AVPC LED Graphic Displays

**“Run Your Windows® Applications  
Where Everyone Can See Them”**



## Put Your Data to Work for You

- Most companies have huge volumes of important information locked away in their company systems, only to be brought to light on monthly reports. Why not show important information to the people that could use it every single day to perform their jobs more effectively? The AVPC family of LED graphics boards gives you the tools to improve the productivity of any operation, by providing your workforce with the live data they need to make decisions.
- AVPC displays plug into your existing TCP/IP or Ethernet/IP networks, and can quickly go to work for you with minimal set-up.
- Integrating displays into your operation has never been easier with Windows® 2000 installed inside the display. All of your existing Windows applications will operate just like they're running on a PC, except the display can be viewed from hundreds of feet away.

**Discover the power that real-time data can give your workforce. Discover Alpha LED displays.**



## Industrial Networks and Applications

Run your HMI applications right on the AVPC so the entire shop floor can see the same screen, at the same time. Running GE Cimplicity®, RSView®, Wonderware®, Visual Plant®, Iconics® or other HMI or SCADA applications on the AVPC is as easy as running them on your desktop computer. Just resize your screen to match the display size of the AVPC.

## Office and Internet Applications

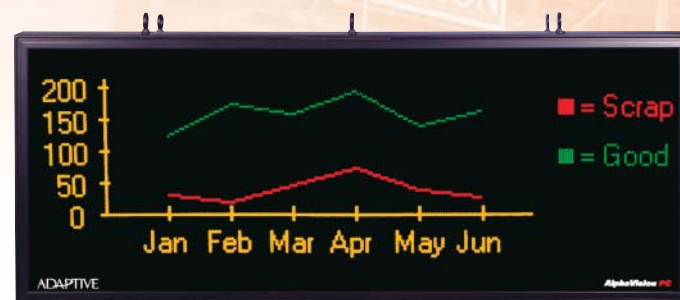

Rather than e-mailing or printing your graphs and data tables, post them real-time where everyone can see them. Use Excel® and its powerful query tools to display live charts and data or use Explorer® to point at a internet or intranet site to display live updates.



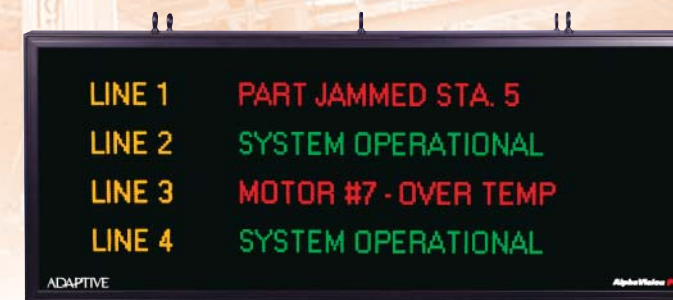
Model SS224x112 shown

Display web pages as easily as you do on your desktop.

ANDON display configuration has never been easier or more flexible. Rather than proprietary protocols, run your existing HMI on the AVPC to create your ANDON layouts.



Run Excel on your AVPC to display your critical charts and graphs.



Display your HMI faults and alarms where everyone sees them immediately, utilizing the same applications you've created for shop floor operator interfaces.

PART #	QUAN	DESTIN	DATE
125-RJ	45	MKE	4/11
215-BZ	72	CHG	4/15
762-AJ	69	DET	4/18
125-RK	115	STL	4/12
643-BR	35	GRB	4/9

Use Excel's powerful Query tools to post live data for your workforce.

Live graphical charts created from either Excel or your HMI generate instant process improvements in any work environment.

